

ARIA Report

Name	Personal ID	Age	Sex	Study date
Anon Anon	Demo AD	81 years	Male	2011-11-09 2013-11-14

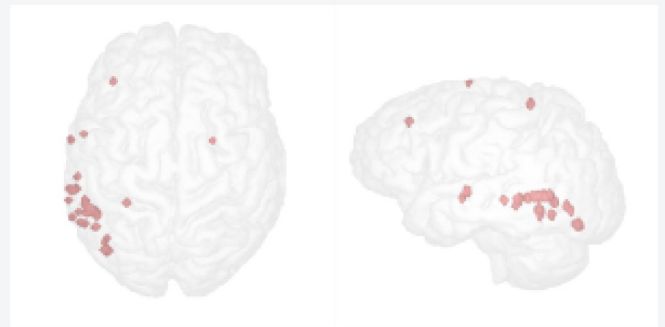
2011-11-09	2013-11-14
Approved	Approved

QC

Microhemorrhages (T2*)

Severity	Number [#] Total / New	Volume [ml] Total / New	Status
Severe	24 / 24	0.48 / 0.48	New

Location
RF, LF, LT, LP, LO

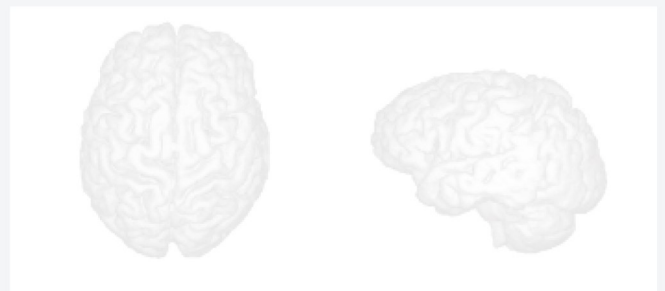


ARIA-H

Superficial siderosis (T2*)

Severity	Number [#] Total / New	Volume [ml] Total / New	Status
-	0 / 0	0 / 0	-

Area	Volume [ml]	Location	Status
#1	-	-	-

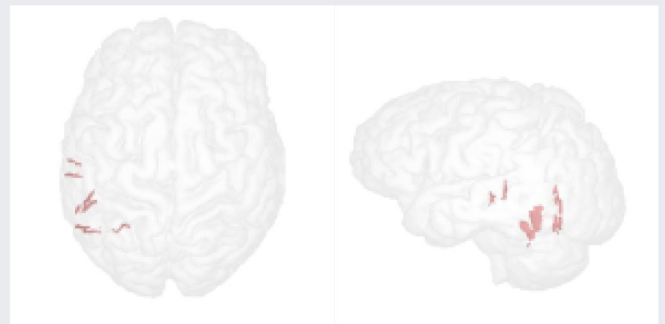


ARIA-E

Vasogenic edema (FLAIR)

Severity	Region [#]	Volume [ml] Total / New	Status
Moderate	3	0.93 / 0.93	New

Area	Volume [ml]	Location	Status
#1	0.37	LT	New
#2	0.18	LT, LO	New
#3	0.16	LT	New



- NEW
- Unchanged
- Increased
- Partial resolution

Severity: ARIA-H-MI : MILD = < 5 new, MODERATE = 5-9 new, SEVERE = > 9 new microhemorrhages.
 ARIA-H-SS MILD = 1; MODERATE = 2, SEVERE = > 2 superficial siderosis
 ARIA-E : MILD = < 5 cm & one location, MODERATE = 5-10 cm or > 1 location, SEVERE = > 10 cm

Status: NEW, INCREASED, UNCHANGED, PARTIAL RESOLUTION, COMPLETE RESOLUTION.

Location: R, Right; L, Left; F, frontal; T, temporal; P, parietal; O, occipital; C, Cerebellum; O, Other